




CAREER POINT
UNIVERSITY



6 CLEAN WATER
AND SANITATION



CLEAN WATER AND SANITATION

Ensure availability & sustainable
management of water & sanitation for all



SDG 6 – Clean Water and Sanitation

Our University is committed to advancing the principles of the Sustainable Development Goal 6 (SDG 6) – Clean Water and Sanitation, which seeks to “ensure availability and sustainable management of water and sanitation for all.” Recognizing that access to clean water, proper sanitation, and hygiene (WASH) is essential for human dignity, health, and environmental sustainability, the University strives to provide these services both within its campus and in the surrounding community.

Through proactive infrastructure development, awareness campaigns, and collaboration with local bodies, the University ensures that all students, faculty, and staff have access to safe drinking water and hygienic sanitation facilities. Beyond the campus boundaries, the institution extends its commitment to nearby communities by promoting water conservation practices, supporting the installation of low-cost sanitation systems, and conducting outreach programs that emphasize hygiene education and sustainable resource management.

This two-fold approach—focusing on campus sustainability and community outreach—reflects the University’s belief that educational institutions must serve as living laboratories for sustainability. By integrating water stewardship into daily operations, teaching, and research, the University not only upholds environmental responsibility but also nurtures socially conscious graduates who contribute to achieving the broader vision of SDG 6.

Awareness and Capacity Building

CPU actively promotes awareness about the importance of water conservation and hygiene practices among its stakeholders.

CLEANING DRIVE AT CHANDRELOHI RIVER, ALANI

Preparation and Planning: Organizers from the School of Basic and Applied Sciences, University Career Point, Kota, collaborate with local authorities and community leaders to plan the cleaning drive at Chandrelohi River, Alaniya. Through outreach programs and awareness campaigns, volunteers, including students, local residents, and members of community-based organizations, are mobilized to participate in the event.

Assembly Point: Participants gather at a designated assembly point near the Chandrelohi River, where they receive instructions and necessary equipment for the cleaning drive.

Briefing and Safety Measures: Organizers conduct a briefing session to outline safety measures and guidelines for the cleanup activity, emphasizing the importance of teamwork and environmental consciousness.

Cleanup Activities Begin: Volunteers disperse along the riverbank and surrounding areas, armed with gloves, trash bags, and other cleaning equipment, and begin collecting litter, plastic waste, and debris.



Academic Contributions

Career Point University actively integrates the objectives of **SDG 6: Clean Water and Sanitation** into its academic curriculum through specialized courses that emphasize sustainable water management, conservation, and watershed development. These courses equip students with scientific knowledge, practical skills, and innovative approaches for responsible water use and environmental stewardship.

1. Principles and Practices of Water Management

This course provides an in-depth understanding of the efficient utilization, conservation, and management of water resources in agriculture and environmental systems.

- Focuses on **irrigation methods, water quality management, and optimization of water use efficiency.**
- Encourages students to explore **modern irrigation technologies and climate-smart water practices.**
- Strengthens the connection between **sustainable agriculture and water resource conservation.**

2. Rainfed Agriculture and Watershed Management

This course highlights strategies for managing and improving agricultural productivity in rainfed areas while ensuring ecological balance.

- Emphasizes **rainwater harvesting, runoff management, and watershed development planning.**
- Trains students to design and implement **soil and water conservation techniques** in low-rainfall zones.
- Promotes sustainable livelihood practices through **integrated watershed management** aligned with SDG 6 targets.

3. Soil Conservation and Watershed Management

This course focuses on maintaining soil health and conserving water resources through scientific and engineering approaches.

- Covers topics such as **erosion control, catchment area treatment, and sustainable land-use planning.**
- Students gain practical exposure to **contour bunding, check dam design, and soil-water interaction studies.**
- Encourages holistic understanding of how **soil and water conservation** contributes to **long-term environmental sustainability.**

Research Contributions

Cutting edge technology for wastewater treatment using smart nanomaterials: recent trends and futuristic advancements

ABSTRACT

Water is a vital component of our existence. Many human activities, such as improper waste disposal from households, industries, hospitals, and synthetic processes, are major contributors to the contamination of water streams. It is the responsibility of every individual to safeguard water resources and reduce pollution. Among the various available wastewater treatment (WWT) methods, smart nanomaterials stand out for their effectiveness in pollutant removal through absorption and adsorption. This paper examines the application of valuable smart nanomaterials in treating wastewater. Various nanomaterials, including cellulose nanocrystals (CNC), cellulose nanofibrils (CNF), nanoadsorbents, nanometals, nanofilters, nanocatalysts, carbon nanotubes (CNTs), nanosilver, nanotitanium dioxide, magnetic nanoparticles, nanozero-valent metallic nanoparticles, nanocomposites, nanofibers, and quantum dots, are identified as promising candidates for WWT. These smart nanomaterials efficiently eliminate toxic substances, microplastics, nanoplastics, and polythene particulates from wastewater. Additionally, the paper discusses comparative studies on the purification efficiency of nanoscience technology versus conventional methods.

Time Series Analysis and Forecasting of Water Quality Parameters along Yamuna River in Delhi

ABSTRACT

The extent of pollution in areas near industrial activities and Yamuna River has increased tremendously and to determine the overall water quality status in these locations is utmost important. This paper presents a comprehensive study on assessing the water quality and gain insights into the overall water quality status in the vicinity of industries and along the Yamuna River in Delhi. To achieve this, water samples were collected from Central Pollution Control Board (CPCB) for the last eight years (2013-2021) and was converted into a machine-readable format to facilitate further analysis. These samples were analysed for several water quality parameters, including pH, dissolved oxygen (DO), biochemical oxygen demand (BOD), chemical oxygen demand (COD), nutrient levels, heavy metals, and other relevant pollutants. By understanding these factors, a deeper understanding of the pollution sources and their impact on water quality is gained. Time series methods are applied to forecast future trends and values of the water quality parameters. This allows for predicting potential changes in water quality over time. A remarkable accuracy of 93.6% is attained in predicting water quality values up to the present time. The analysis reveals that water quality in the NCR region falls below acceptable standards. However, there has been a marginal enhancement in the water quality at Khajori Paltoon (Location L3) post-COVID. To achieve a more significant improvement in water quality, it is imperative to implement new policies.

List of Books & Chapters

Sr. No	Name of the teacher	Title of the book published	Year of publication	ISBN number
01	Dr. Narendra Kumar Bhinda and Mr. Prakash Chand Choudhary	Advanced Practices in Soil and Water Conservation Engineering	2024	978-81-976548-8-6
02	Rohitashv Nagar, Deepak Nagar, Narendra Bhinda, Prakash Chand Choudhary	Water logging in Agriculture: Challenges and Strategies	2024	978-81-972154-8-3
03	Ms. Kriti	Green Chemistry for Water: Sustainable Solutions to Pollution	2024	978-81-97169304
04	Dr. Chetan Kumar Nagar; Mr. Naman Paliwal; Mr. Rohitashv Nagar; Mr. Deepak Nagar and Mr. Manish Meena	Water Management and Irrigation	2024	978-81-972154-4-5
05	Mr. Rohitashv Nagar Mr. Deepak Nagar Mr. Prakash Chand Choudhary Dr. Narendra Kumar Bhinda	Weeds' Impact on Soil and Water Conservation Strategies	2024	978-81-976863-7-5
06	Dr. Harshita Jain	Water Resources	2024	978-81-972751-0-4
07	Dr. Nitin Nama	Water Pollution	2024	978-81-972751-0-4
08	Dr. Narendra Kumar Bhinda and Mr. Prakash Chand Choudhu	Water Erosion and Effective Control Measures	2024	978-81-976548-8-6
09	Dr. Chetan Kumar Nagar and Mr. Prakash Chand Choudhary	Water Resources Management	2024	978-81-976548-8-6
10	Dr. Chetan Kumar Nagar and Mr. Narendra Kumar Bhinda	Soil and Water Conservation Structures	2024	978-81-976548-8-6
11	Dr. Chetan Kumar Nagar and Mr. Prakash Chand Choudhary	Water Conservation Techniques	2024	978-81-976548-8-6
12	Mr. Prakash Chand Choudhary; Dr. Chetan Kumar Nagar and Dr. Narendra Kumar Bhinda	Integrated Watershed Management	2024	978-81-976548-8-6

Water Conservation Initiatives

CPU has undertaken several measures to promote the judicious use and sustainable management of water resources on campus:

- **Rainwater Harvesting Systems:** The CPU has installed rainwater harvesting structures across the campus to recharge groundwater and reduce dependency on external water sources. Collected rainwater is filtered and directed into recharge pits and storage tanks.




- **Water Recycling and Reuse:** A Sewage Treatment Plant (STP) is operational on campus to treat wastewater, which is reused for horticulture, landscaping, and toilet flushing.

- **Low-Flow Fixtures:** Water-efficient taps, dual-flush toilets, and sensor-based systems have been introduced in academic and residential buildings to minimize wastage.
- **Leakage Monitoring and Maintenance:** Regular inspection and maintenance ensure minimal water loss through leakages or inefficiencies in plumbing systems.

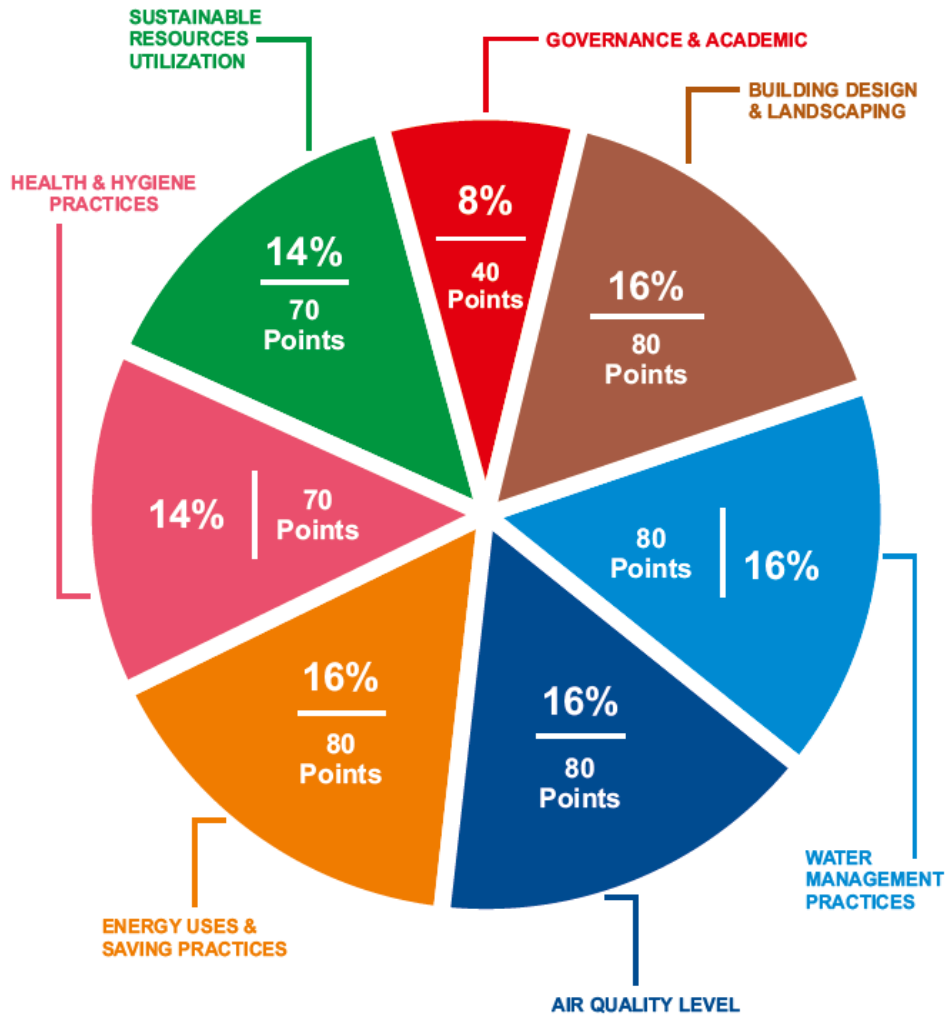
Sanitation and Hygiene Management

Maintaining hygiene and sanitation standards is a core priority for CPU.

- **Clean Campus Initiative:** All academic blocks, hostels, and canteens are regularly sanitized and maintained to ensure a hygienic **environment**.
- **Wastewater Management:** Treated wastewater is monitored to ensure compliance with environmental standards before reuse.
- **Safe Drinking Water Facilities:** The campus provides **RO-filtered drinking water stations** at multiple points, ensuring access to safe and clean water for all students and staff.
- **Sanitation for All:** Gender-segregated, accessible, and well-maintained restrooms are available throughout the campus, ensuring dignity and convenience for all.



Sustainability Weightage of Assessment Areas



Certification Level



CPU has implemented comprehensive water management practices to ensure sustainability. Rainwater harvesting systems capture runoff from both roof and non-roof areas, enhancing groundwater recharge and reducing reliance on potable water.

The university generates on-site renewable energy with solar panels and utilizes solar water heating systems.

Sustainable Campus Initiatives

Water Conservation: Implementing rainwater harvesting and efficient water management practices demonstrate a proactive approach to conserving water resources.

Sustainability Commitment

Environmental Sustainability: A university's commitment to ecological sustainability involves reducing its environmental impact through sustainable practices in energy and water conservation, waste reduction and recycling, sustainable transportation, and green building practices.

Key Pillars of Sustainability

Environmental Stewardship: Resource Management: CPU is committed to reducing its environmental footprint by minimizing resource consumption, waste generation, and emissions. This is achieved through efficient energy and water management practices, such as installing solar panels and rainwater harvesting systems

Water Conservation: The University has implemented robust water management practices, including rainwater harvesting systems, efficient plumbing fixtures, and greywater recycling programs. These measures help conserve water and ensure its sustainable use.

Innovative Approaches

Technological Integration: CPU leverages technology to enhance its sustainability efforts. The University has implemented a comprehensive energy management system, water conservation technologies, and sustainable waste management practices. These technologies help monitor, optimize, and improve the University's sustainability performance.

BUILDING DESIGN & LANDSCAPING

Sustainable Building Design: A Green University should prioritize sustainable building design incorporating energy-efficient systems and materials, green roofs and walls, natural lighting and ventilation, and water conservation features.

Sustainable Landscaping: A Green University should prioritize sustainable landscaping practices that promote biodiversity, soil health, and water conservation.

Sustainable Water Management: A Green University should consider implementing sustainable water management practices, such as rainwater harvesting, grey water recycling, and low-flow fixtures. These practices can help conserve water and reduce the University's impact on the local water supply.

Local Building Regulations

Environmental Regulations: Building and construction activities can have environmental impacts. Universities need to be aware of and comply with environmental regulations related to waste disposal, energy efficiency, and water conservation.

Top-Soil Preservation

Topsoil acts as a sponge, absorbing water and allowing it to infiltrate the soil. This helps to reduce runoff and erosion, and it also helps to recharge groundwater supplies. In addition, preserving topsoil helps to maintain soil moisture levels and ensure that water is available for plant growth.

Sustainable Parking Facility

Storm water Management: Universities can incorporate storm water control features such as rain gardens, bios wales, and permeable paving into their parking structures to reduce storm water runoff and improve water quality.

Greenery and Biodiversity on Campus

Green Roofs and Walls: Universities can install green ceilings and walls on their buildings to provide insulation, reduce storm water runoff, improve air quality, and create habitats for wildlife.

Rain Gardens and Bios wales: Universities can incorporate rain gardens and bios wales into their landscapes to manage storm water runoff and improve water quality.

Greenery in Campus

CPU maintains extensive greenery across its campus, including community gardens, parks, green roofs, and wetlands. The university's commitment to planting native and drought-tolerant species helps conserve water and support local biodiversity.

These green spaces provide numerous benefits, such as reducing human stress, improving cognitive function, and enhancing the overall well-being of the campus community.

CPU's efforts in maintaining a green campus demonstrate its dedication to environmental stewardship and sustainability.

1. Building footprint 20 percent
2. Playground area 6 percent
3. Vegetated space 70 percent
4. A Turf area 9 Percent
5. B Area with native species 35 percent
6. C Area with drought tolerant species 17 percent
7. D Other Species area 5 Percent
8. Non-roof impervious area 4 percent
9. Water body 4 percent

Minimise Heat Exposure to Sun: Non-Roof

Incorporating Water Features: Water features, such as fountains or misting systems, can help cool the surrounding area through evaporative cooling.

WATER MANAGEMENT PRACTICES



Water management is a critical component of sustainability in a Green University. Some essential water management practices that a Green University should consider implementing:

Rainwater Harvesting: A Green University should have rainwater harvesting systems, such as rain barrels or cisterns, to collect rainwater from rooftops and other surfaces.

Greywater Recycling: A Green University should consider recycling greywater, wastewater from sinks, showers, and washing machines, for landscape irrigation.

Low-Flow Fixtures: A Green University should install low-flow fixtures, such as toilets, showerheads, and faucets, to reduce water consumption.

Drought-Tolerant Landscaping: A Green University should prioritize drought-tolerant landscaping, such as native plants, that require less water than traditional turf grass.

Water Audits: A Green University should conduct water audits to identify high-water use areas and implement measures to reduce water consumption.

Leak Detection and Repair: A Green University should regularly check for leaks in plumbing fixtures, irrigation systems, and other water systems.

Educational Programs: A Green University should also provide educational programs on water conservation for students, faculty, and staff. These programs can increase awareness of water conservation issues and promote sustainable water use behaviors.

Water management practices in a Green University should prioritize water conservation, reuse, and efficiency. By implementing these practices, the University can reduce its water consumption, conserve water resources, and promote sustainable water use.

Rainwater Harvesting: Roof & Non-Roof

Location Year Peak Rainy Month Total Rainfall Number of Normal rainfall
(mm) rainy days /day (mm)

Kota 2019 July- August 610 80-85 days 10-25 mm

Kota 2020 July- August 712 80-85 days 10-25 mm

Kota 2021 July- August 653 80-85 days 10-25 mm

Kota 2022 July- August 780 80-85 days 10-25 mm

Kota 2023 July- August 811 80-85 days 10-25 mm

Kota 2024 July- August 792 80-85 days 10-25 mm

Average normal rainfall/ day in your area: 80-85 days.

Amount of water that University harvested (Run-off volume): 10000 Liters/day

Details of percentage of runoff volumes harvested from roof & non-roof areas and, rainwater harvesting capacity with photographs are as follows.

Rainwater Harvesting Capacity 25000 Liters/day

Runoff volumes harvested from Roof & Non Roof areas 10000 Liters/day

Water Efficient Plumbing Fixtures

Water-efficient plumbing fixtures are designed to conserve water while providing the same functionality as traditional fixtures. In addition, these fixtures use less water than conventional fixtures, which can help reduce water consumption and lower water bills. For example, the university can use the following to achieve water-efficient plumbing fixtures.

Low-flow Toilets: Low-Flush toilets work with a minimal amount of water. The exact amount of water varies between less than a liter - 8 liters per Flush. In addition, these toilets can operate by gravity or vacuum. This can save significant water; as conventional toilets use up to 15 liters per Flush.

Water-Saving Showerheads: Water-saving showerheads can reduce water consumption by up to 50% compared to traditional showerheads while still providing a satisfying shower experience. These fixtures typically have a flow rate of 6 liters per minute or less.

Faucet Aerators: Faucet aerators mix air with water to reduce water use while still maintaining water pressure. These can be installed on any faucet, saving up to 50% of water usage.

High-Efficiency Washing Machines: High-efficiency washing machines use less water than traditional washing machines and are designed to be more efficient in water use. They can save up to 40% of water usage compared to traditional washing machines.

Dual-Flush Toilets: Dual-Flush toilets have two Flush options: solid waste and liquid waste. This reduces water usage for liquid waste, saving significant water consumption. By using water-efficient plumbing fixtures, universities can reduce water usage and promote sustainable practices among

students, staff, and faculty. Ensuring these fixtures are installed correctly and properly maintained is essential to ensure maximum efficiency and water conservation

Sustainable Turf Design

Choose Drought-Tolerant Grass Varieties: Drought-tolerant grass varieties require less water and maintenance than traditional grass varieties. This can significantly reduce water usage and maintenance costs.

Use Organic Fertilizers and Pest Control Methods: Organic fertilizers and pest control methods are less environmentally harmful than traditional chemical methods. They can also promote soil health and reduce water pollution.

Use Recycled Water for Irrigation: Recycled water, such as greywater or rainwater, can be used for irrigation instead of potable water. This can save significant amounts of water and reduce the demand for municipal water supply.

The turf design at CPU minimizes the need for irrigation by incorporating drought-tolerant species and reducing turf areas. The landscaping is carefully planned to ensure that water use is optimized without compromising the aesthetic and functional quality of the campus.

This approach conserves water and supports the university's commitment to sustainability by promoting a more resilient and eco-friendly landscape.

Total landscaped area (sq.m)	-	202343
Total Turf area (sq.m)	-	70820
Percentage (%) of vegetated area with turf	-	66%

Type of vegetation	On Ground (sq.m.)
Turf	09 percent (18210.87)
Native species	35 percent (70820)
Drought tolerant species	17 percent (34398.31)
Other plant species	05 percent (10117.15)
Total	66 percent (133546)

Water Efficient Landscaping

Water-efficient landscaping, also known as xeriscaping or drought-tolerant landscaping, is an approach to landscaping that focuses on reducing water consumption while still maintaining functional and aesthetically pleasing outdoor spaces. University can use these critical principles of water-efficient landscaping:

Choose Drought-Tolerant Plants: Drought-tolerant plants require less water than traditional plants and can still provide a lush and attractive landscape. Native plants are often a good choice as they are well-adapted to the local climate.

Group Plants by Water Needs: Grouping plants with similar water needs together can help reduce water usage by avoiding overwatering or under watering. This can also help ensure that water is used efficiently.

Use Efficient Irrigation Systems: Drip irrigation systems and smart controllers can help reduce water usage by delivering water directly to the plants and adjusting water output based on weather conditions.

Mulch Around Plants: Mulch helps retain moisture in the soil, reducing the need for watering. It also suppresses weeds, which can compete with plants for water.

Use Permeable Surfaces: Permeable surfaces, such as gravel or permeable pavers, allow rainwater to soak into the soil instead of running off, reducing the need for irrigation.

Consider Hardscaping: Hardscaping, such as patios or walkways, can reduce the amount of lawn or plant beds, reducing water usage and maintenance needs. By implementing water-efficient landscaping practices, universities can reduce water usage, save money on water bills and maintenance costs, and promote sustainable practices among students, staff, and faculty. Therefore, choosing the right plants and irrigation systems based on local climate and soil conditions is essential, and adequately maintaining the landscape ensures maximum efficiency and water conservation.

Water Efficient Irrigation System

Water-Efficient irrigation systems are designed to deliver the right amount of water to plants while minimizing water waste. Therefore, the university can apply a few fundamental principles of water Efficient irrigation systems:

Choose The Right System: There are several types of irrigation systems, including drip irrigation, sprinklers, and soaker hoses. Choosing the right system depends on plant type, soil type, and local climate.

Use an Intelligent Controller: A smart controller can adjust the amount and frequency of water delivery based on weather conditions and plant needs. This can help reduce water waste and improve plant health.

Use Water-Saving Nozzles and Heads: Water-saving nozzles and heads can reduce water usage by up to 30% compared to traditional ones. These are available for both drip and sprinkler systems.

Check for leaks and Maintenance Issues: Regular maintenance can help ensure that the system is working Efficiently and that there are no leaks or other issues that can waste water.

Use Rainwater Harvesting: Harvesting rainwater can provide a free source of water for irrigation, reducing the demand for potable water.

Install a Soil Moisture Sensor: Soil moisture sensors can help ensure that plants are receiving the right amount of water by measuring the moisture content of the soil. This can prevent overwatering or under watering. By implementing Water-Efficient irrigation systems, universities can reduce water usage and save money on water bills. Therefore, choosing the right design and components based on local climate and plant needs is essential, and adequately maintaining the system ensures maximum Efficiency and water conservation. The university employs advanced irrigation systems, such as drip and sprinkler irrigation, to maximize water efficiency. These systems ensure water is delivered directly to the plant root zones, minimizing waste and promoting healthy plant growth.

CPU's adoption of these technologies reflects its commitment to sustainable water management and resource conservation.

Waste Water Treatment

Wastewater treatment is treating and cleaning sewage and other wastewater before it is released into the environment. Here are some fundamental principles of wastewater treatment for Universities:

Primary Treatment: Primary treatment involves the removal of large particles and solids from wastewater through physical processes such as screening and settling.

Secondary Treatment: Secondary treatment involves using biological processes to remove organic matter and nutrients from wastewater. This is typically done through activated sludge or other natural treatment systems.

Tertiary Treatment: Tertiary treatment involves the removal of remaining contaminants from the wastewater using processes such as filtration, disinfection, or chemical treatment. This is often necessary to meet regulatory standards for wastewater discharge.

Reuse of Treated Water: Treated wastewater can be reused for irrigation, flushing toilets, or other non-potable uses, reducing the demand for potable water and conserving resources.

Energy Recovery: Energy recovery systems, such as biogas capture or heat recovery, can be used to generate energy from the treatment process, reducing energy costs and promoting sustainability.

Proper Disposal of Residual Sludge: The residual sludge from the treatment process must be appropriately disposed of to prevent contamination of the environment. This may involve further treatment or disposal at a certified facility.

By implementing wastewater treatment systems in universities, the amount of wastewater pollution can be reduced, and the water quality in the surrounding environment can be improved. It is essential to choose suitable treatment systems based on the size of the university and local regulations and to properly maintain and monitor the systems to ensure maximum Efficiency and compliance with regulatory standards.

Use of Treated Waste Water

Using treated wastewater in universities can provide several benefits, including reducing demand for potable water, conserving resources, and promoting sustainability. Here are some key ways that treated wastewater can be used in universities:

Irrigation: Treated wastewater can be used for irrigation of landscaping and agriculture, reducing the demand for potable water and conserving resources.

Toilet Flushing: Treated wastewater can be used for toilet Flushing, reducing the demand for potable water and conserving resources.

Cooling Systems: Treated wastewater can be used in cooling systems, reducing the demand for potable water and conserving resources.

Fire Protection: Treated wastewater can be used for fire protection systems, reducing the demand for potable water and conserving resources.

Industrial Uses: Treated wastewater can be used for industrial processes that do not require potable water, reducing the demand for potable water and conserving resources.

It is essential to ensure that treated wastewater is safe for its intended use and that all regulatory standards are met. This requires proper treatment and monitoring of the wastewater treatment system. Treated wastewater must also be clearly labeled and separated from potable water to avoid accidental consumption. Finally, communicating and educating the university community about the benefits and safe use of treated wastewater can promote acceptance and support for these sustainable practices.

Treated grey water at the CPU is reused for landscaping and Flushing toilets, significantly reducing the need for potable water. This practice exemplifies the university's innovative approach to water management, ensuring that water resources are used efficiently and sustainably.

By reusing treated water, CPU effectively reduces its environmental footprint and promotes a circular economy within the campus.

Total volume of waste water generated	(liters/day)
Capacity of sewage treatment plant (liters)	75000
Efficiency of STP	100000
Total Volume of waste water treated & available for reuse (liters/day)	80 percent
Number of working days	Above 300
Total volume of treated waste water available annually (liters)	22500000

Use of Treated Waste water

Application	Volume of Water Required Annually (Liters)	Volume of Treated Wastewater Reused (liters)
--------------------	---	---

Flushing	15000000	9000000
Landscaping	20000000	12000000
Total	35000000	21000000
Total volume of water required annually (for landscaping & Flushing)		35000000
Total volume of treated waste water used annually		22500000
Percentage of treated waste water used annually		60 percent

Water Use Monitoring

Water use monitoring in universities is critical to help identify water usage patterns and areas where water conservation measures can be implemented. Here are some essential steps for implementing water use monitoring in universities:

Identify the Scope of the Monitoring: Determine which buildings, areas, and water fixtures will be included in the monitoring program. This will depend on the size of the university and the availability of resources for monitoring.

Install Water Meters: Install water meters on all significant water lines and fixtures to measure water usage over time. This can help identify patterns and areas where water conservation measures can be implemented.

Collect and Analyze Data: Collect and analyze water usage data to identify areas of high water usage and potential areas for water conservation measures. This can also help track progress over time and identify trends.

Set Targets and Goals: Set targets and goals for water conservation based on the data collected.

These can include reducing overall water usage or reducing water usage in specific areas or buildings.

Implement Water Conservation Measures: Implement water conservation measures based on the data and targets set. These can include repairing leaks, installing water-efficient Fixtures, and promoting water-saving behaviors.

Communicate with the University Community: Communicate the goals and progress of the water use monitoring program to the university community. This can promote support and participation in water conservation efforts.

By implementing a water use monitoring program in universities, water usage patterns can be identified, and water conservation measures can be implemented to reduce overall water usage and promote sustainability. Therefore, it is essential to regularly monitor and analyze the data and communicate the progress and goals to the university community to maintain support and participation.

Cumulative Score 69/80

HEALTH & HYGIENE PRACTICES

Toilet Facilities

Career Point University (CPU) provides clean and well-maintained toilet facilities to ensure the health and well-being of students and staff. The university implements rigorous cleaning and monitoring practices, ensuring that restrooms are sanitized multiple times daily. This helps reduce the risk of infections and enhances the overall hygiene standards on campus. Regular inspections and maintenance logs are kept to address any issues promptly, demonstrating CPU's commitment to maintaining a healthy environment for its community.

Drinking Water Facility

CPU ensures that all students and staff have access to clean drinking water. The university has installed water purification systems across the campus to provide safe, potable water. Regular water quality testing ensures that the water meets health and safety standards. This initiative supports the well-being of the campus community by ensuring access to high quality drinking water at all times.

Organic Fertilizers and Pesticides

CPU ensures the use of organic fertilizers and pesticides to maintain the health of its students and the environment. The university's landscaping and gardening practices prioritize using organic products to reduce exposure to harmful chemicals. This approach supports sustainable agriculture practices and contributes to the overall wellbeing of the campus community by minimizing health risks associated with chemical fertilizers and pesticides.

Green Housekeeping

Water Conservation: Implementing water conservation measures during cleaning can reduce water use, such as using low-flow cleaning equipment and mops and minimizing water use for rinsing. Additionally, using microfiber cleaning cloths can help reduce water usage and the amount of cleaning product needed.

SUSTAINABLE RESOURCES UTILIZATION

A Green University should prioritize water conservation practices, such as low-flow faucets and toilets, to reduce water consumption on campus. The University can also implement rainwater

harvesting systems to collect and reuse rainwater for non-potable uses like landscaping or toilet flushing.

Green Policy

Career Point University has established a robust green policy integrating environmental considerations into all operations. The policy focuses on reducing the ecological footprint, promoting sustainable practices, and fostering environmental awareness among students and staff.

Initiatives under this policy include energy conservation measures, waste management strategies, water conservation efforts, and the use of eco-friendly materials. This comprehensive approach ensures that CPU remains committed to sustainability and environmental stewardship.

The key areas of emphasis outlined in the Green Campus Policy also include: Adoption of Rainwater Harvesting Systems for Water Conservation.

SUSTAINABILITY EVALUATION CHART

Sr. No.	Assessment Areas	Cumulative Score
1.	GOVERNANCE & ACADEMIC	37/40 
2.	BUILDING DESIGN & LANDSCAPING	66/80 
3.	WATER MANAGEMENT PRACTICES	69/80 
4.	AIR QUALITY LEVEL	65/80 
5.	ENERGY USES & SAVING PRACTICES	61/80 
6.	HEALTH & HYGIENE PRACTICES	64/70 
7.	SUSTAINABLE RESOURCES UTILIZATION	46/70 
Total		408/500

Certification Level

Rejection	Certification	Silver	Gold	Platinum
000-100 Points	100-200 Points	200-300 Points	300-400 Points	400-500 Points

6

CLEAN WATER
AND SANITATION



CAREER POINT
UNIVERSITY

Internal Quality Assurance Cell (IQAC)
Career Point University, Kota
✉ iqac@cpur.edu.in



www.cpur.in
Alaniya, Kota, Rajasthan 325003.